


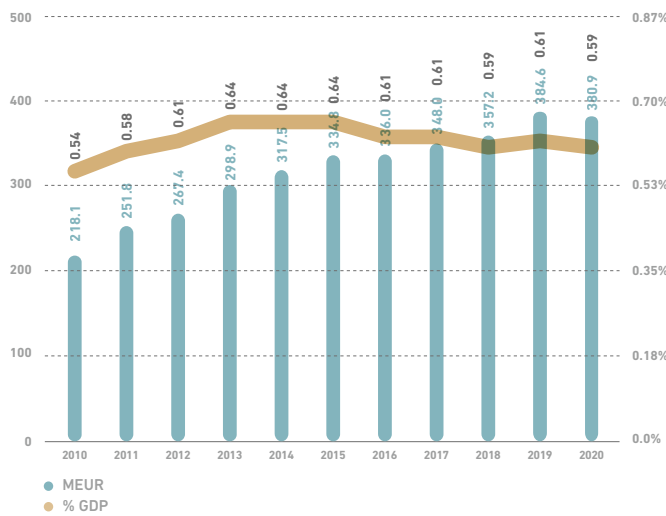
— [05]



STATISTICS

LUXEMBOURG INVESTMENTS

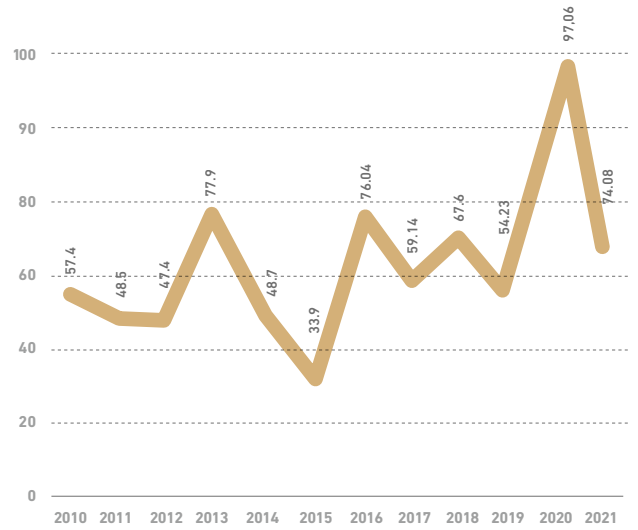
Luxembourg public investments in public and private R&D (MEUR)



At the time of writing, the final figures for 2021 were not yet available. These are expected to be published by STATEC in July 2021

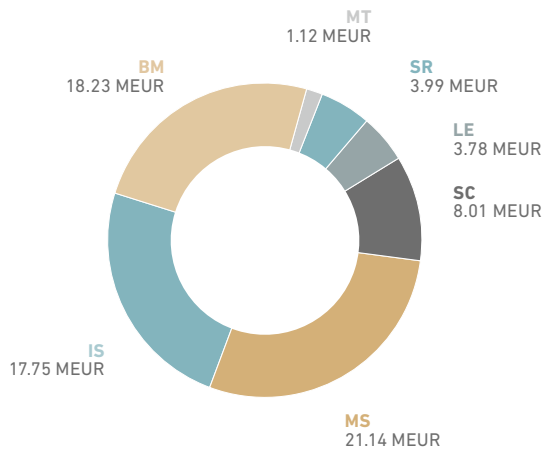
FNR FUNDING

FNR: Annual funding commitments (MEUR)



FNR NEW COMMITTED 2021:

per domain



- MS** New Functional and Intelligent Materials and Surfaces and New Sensing Applications
- BM** Biomedical Sciences/Regulation of Chronic, Degenerative and Infectious Diseases
- SR** Sustainable Resource Management in Luxembourg
- IS** Innovation in Services
- SC** Societal Challenges (LM+ID)
- LE** Law and Economics
- MT** Mathematics

FNR NEW COMMITTED 2021

137 FNR-funded projects	62.97 (MEUR)
50 CORE Projects	30.99
0 PEARL Project	0.00
2 ATTRACT Projects	3.99
0 NCER Projects	0.00
31 INTER Projects	12.13
12 JUMP (POC) Projects	3.10
0 JUMP (Pathfinder) Projects	0.00
5 KITS Projects	1.33
3 INITIATE Projects	0.73
4 COVID-19 Fast Track Projects	0.62
0 Matching Fund Project	0.00
3 OPEN Projects	1.31
3 OPEN ACCESS Project	0.05
20 BRIDGES (CORE PPP) Projects	5.95
0 IPBG Projects	0.00
4 FNR-MECO-LXI Projects	2.78

16 PSP 9 INTER MOBILITY 7 RESCOM 7 AWARDS 7 ART 3.5	3.20 (MEUR)
12 PSP Classic	0.54
4 PSP Flagship	1.67
9 INTER-MOBILITY	0.65
7 AWARDS	0.035
7 ART 3.5	0.03
7 RESCOM	0.28

43 Early Career Grants	7.91 (MEUR)
28 AFR PhD Grants	4.89
14 INDUSTRIAL FELLOWSHIP	2.82
1 AFR Bilateral	0.194
0 PRIDE	0.00

FNR NEW COMMITTED 2018-2021

548 FNR-funded projects	236.74 (MEUR)
173 CORE Projects	105.35
2 PEARL Project	6.45
7 ATTRACT Project	12.99
1 NCER Project	6.00
114 INTER Projects	46.67
38 JUMP (POC) Projects	9.01
42 JUMP (Pathfinder) Projects	1.63
6 KITS Project	1.68
7 INITIATE Project	1.29
59 COVID-19* Fast Track Projects	8,131
1 Matching Fund Project	0.200
12 OPEN Projects	6.24
6 OPEN ACCESS Project	0.0625
74 BRIDGES (CORE PPP) Projects	23.93
2 IPBG Projects	4.34
4 PUBLIC2 Projects	2.78























108 PSP 37 INTER Mobility 26 AWARDS 31 ART 3.5 51 RESCOM	10.52 (MEUR)
100 PSP Classic	2.63
8 PSP Flagship	3.20
37 INTER-MOBILITY	2.51
26 AWARDS	0.13
31 ART 3.5	0.26
51 RESCOM	1.79

201 Early Career Grants	61.04 (MEUR)
118 AFR PhD Grants	20.96
71 INDUSTRIAL FELLOWSHIP	12.76
1 AFR Bilateral	0.19
11 PRIDE	27.12

* includes funding for CON-VINCE, Predi-COVID and CEPI

FUNDING INSTRUMENTS 2006-2021

(Statistics of ongoing instruments)

Launch date	Programme title	number of submitted proposals	number of FNR funded projects	number of finished projects	committed (MEUR)
2006	 ATTRACT Opportunities for Outstanding Young Researchers in Luxembourg	86	23	11	37.59
2006	 INTER Promotion of International Cooperation	1648	273	136	101.71
2008	 CORE Multi-annual Thematic Research Programme	1687	509	282	287.17
2008	 AFR PhD Grants + BFR-AFR Transitions	2378	1159	999	135.17
2008	 AFR Postdoc Grants	756	346	258	31.49
2009	 PEARL Excellence Programme for Research in Luxembourg	35	12	7	50.36
2012	 INTER Mobility Promotion of International Scientific Exchange	215	101	75	5.43
2012	 RESCOM	280	167	119	3.95
2012	 RESCOM International Scientific Conferences	70	44	21	0.65
2012	 RESCOM Exploratory Workshops	37	15	9	0.16
2012	 RESCOM Lecture Series	32	40	11	0.17
2012	 RESCOM Summer Schools	5	2	0	0.07
2012	 RESCOM Scientific Monographs	65	24	22	0.07
2012	 PSP Promoting Science to the Public	460	371	327	6.09
2012	 JUMP (POC) Proof of Concept	99	66	35	17.78
2013	 OPEN Multi-annual Research Programme	59	21	5	10.77
2015	KITS Knowledge & Innovation Transfer	15	14	6	4.25
2016	 PRIDE Research Intensive Doctoral Education	113	22	0	52.31
2016	 AFR Bilateral	33	14	17	3.88
2016	IPBG Industrial Partnership Block Grant	5	3	0	7.02
2016	 PSP-Flagship	24	12	3	4.83
2016	 BRIDGES (CORE PPP)**	156	90	2	30.68
2016	INDUSTRIAL FELLOWSHIP (AFR PhD PPP)**	153	67	24	10.97
2016	INDUSTRIAL FELLOWSHIP (AFR PDR PPP)	39	44	0	8.67
2017	PUBLIC ²	7	3	1	1.01
2018	 OPEN ACCESS	10	6	4	0.06
2018	FNR AWARDS ^{***}	187	26	0	0.14
2018	ART. 3.5 ^{***}	31	31	7	0.27
2018	 JUMP (Pathfinder)	77	42	40	1.64
2019	NCER	3	1	0	6
2019	INITIATE	8	7	2	1.65
2020	COVID-19 Fast Track	140	59	48	8.13
2020	Matching Fund	1	1	0	0.2
2021	FNR-MECO-LXI	8	4	0	2.78
TOTAL		8.922	3.619	2.471	833.12

*since 2010 | ** scheme renamed in 2018 | *** already existed before 2018

CORE

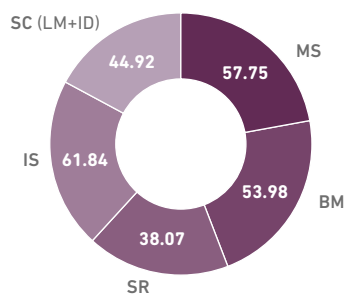
Sum of Committed Funding (in MEUR)/Domain

DOMAIN	2008	2009	2010	2011	2012	2013	2014	2015	2016	2017	2018	2019	2020	2021	Total
MS_ <i>New Functional and Intelligent Materials and Surfaces and New Sensing Applications</i>	3,4	3,40	4,50	2,90	2,00	6,90	3,32	3,92	4,60	6,17	4,10	4,92	7,62	5,26	57,75
BM_ <i>Biomedical Sciences/Regulation of Chronic, Degenerative and Infectious Diseases</i>	3,2	1,90	5,40	2,80	6,60	3,40	3,42	3,99	4,12	4,50	3,71	4,69	6,25	6,74	53,98
SR_ <i>Sustainable Resource Management in Luxembourg</i>	2,5	4,20	3,00	3,10	4,20	3,50	3,40	2,09	1,90	4,13	1,98	2,31	1,76	1,82	38,07
IS_ <i>Innovation in Services</i>	2,4	3,30	2,70	3,80	3,80	3,80	3,86	5,69	3,82	7,11	6,88	6,98	7,70	9,73	61,84
SC_ <i>Societal Challenges (LM+ID)</i>	2,6	1,40	3,80	2,90	4,20	3,10	2,98	2,10	3,91	2,47	4,94	3,74	6,79	7,45	44,92
TOTAL	14	14,4	19,3	15,5	20,8	20,7	16,98	17,78	18,35	24,38	21,61	22,64	30,12	31,00	256,56

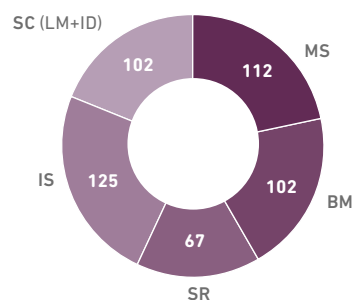
Projects by Domain

DOMAIN	2008	2009	2010	2011	2012	2013	2014	2015	2016	2017	2018	2019	2020	2021	Total
MS_ <i>New Functional and Intelligent Materials and Surfaces and New Sensing Applications</i>	7	8	8	5	4	10	7	7	8	10	7	9	13	9	112
BM_ <i>Biomedical Sciences/Regulation of Chronic, Degenerative and Infectious Diseases</i>	7	3	8	5	9	7	7	6	8	8	6	9	9	10	102
SR_ <i>Sustainable Resource Management in Luxembourg</i>	6	11	5	5	6	4	4	4	3	6	3	4	3	3	67
IS_ <i>Innovation in Services</i>	8	10	6	7	8	6	8	10	6	11	9	11	10	15	125
SC_ <i>Societal Challenges (LM+ID)</i>	6	4	9	6	9	5	4	4	7	5	11	7	12	13	102
TOTAL	34	36	36	28	36	32	30	31	32	40	36	40	47	50	508

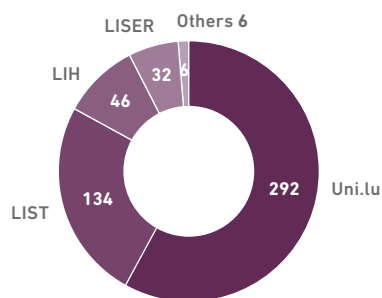
CORE: Funding by domain, between 2008 and 2021 (MEUR)



CORE: Projects by domain, between 2008 and 2021

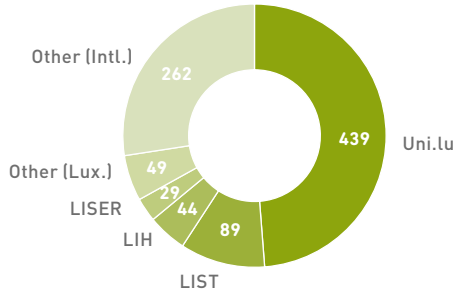


CORE: Projects by institution, between 2008 and 2021

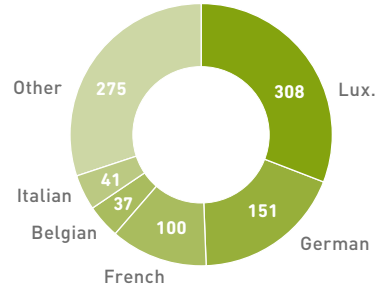


 **AFR PHD GRANTS**

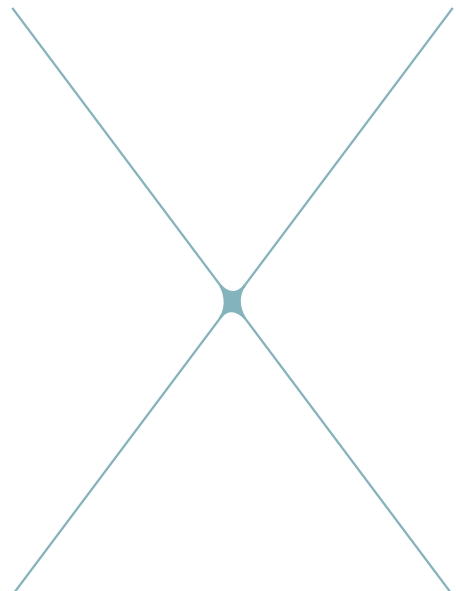
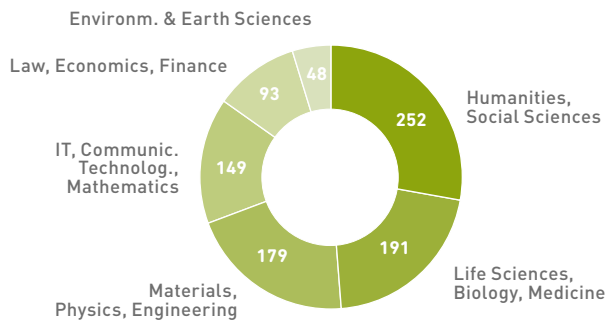
AFR: PhD Grants per host institution (2008-2021)



AFR: PhD Grants by nationality (2008-2021)



AFR: PhD Grants by domain (2008-2021)



FUNDING AND PROJECTS FIGURES 2021

657

PROJECTS
SUBMITTED
IN 2021

226

PROJECTS
FUNDED IN 2021

34.40%

OVERALL PROJECT
SUCCESS RATE

PUBLIC-PRIVATE PARTERSHIPS



BRIDGES*	2008	2009	2010	2011	2012	2013	2014	2015	2016	2017	2018	2019	2020	2021	TOTAL
<i>National private partners</i>	5	4	4	3	5	7	2	1	6	9	9	15	14	20	104
<i>International private partners</i>	5	4	2	1	2	3	2	2	0	1	7	2	7	6	44
TOTAL	10	8	6	4	7	10	4	3	6	10	16	17	21	26	148

*BRIDGES (former CORE-PPP)

IF*	2008	2009	2010	2011	2012	2013	2014	2015	2016	2017	2018	2019	2020	2021	TOTAL
<i>PhD</i>	1	12	1	10	13	9	7	9	9	15	15	9	6	13	129
<i>Postdoc</i>	1	1	0	2	1	1	3	4	7	9	9	6	12	1	57
TOTAL	2	13	1	12	14	10	10	13	16	24	24	15	18	14	186

*Industrial Fellowship (former AFR-PPP)

